



# BERENSON ESSENTIALS

Supplement

Advantage  
**+Plus** by Berenson.

# BERENSON ESSENTIALS

## program overview

**Berenson Essentials** collects quality hardware styles that are proven performers in the market into one convenient program.

The hardware featured is competitively priced, and chosen with the **Specifier, Architect and Builder** in mind. These parts feature on-trend designs in current finishes.


## PROVEN PERFORMERS

in both residential and commercial markets

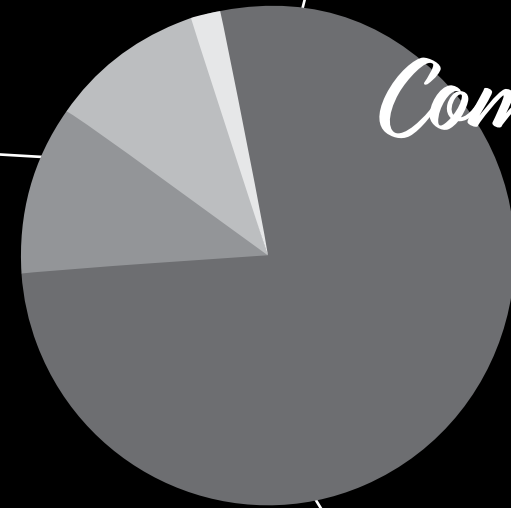


**90**  
TOTAL PARTS

**10**  
different  
CC Lengths



○ Contemporary - 61    ○ Transitional - 24  
● Traditional - 5



## Competitive Pricing



○ A    ○ C  
○ B    ● D


Visit our website or scan the QR code above for price code information

**74%**  
of parts are \$6 & under!

## 5 finishes



**7**  
*designs*  
including edge  
and t-bar pulls



## TABLE of contents

Display Board Details . . . . .	5
Round & Square Knobs . . . . .	6
Square Pulls . . . . .	7
Arch Pulls . . . . .	8
Rectangle Pulls . . . . .	8
Edge Pulls . . . . .	9
T-Bar Pulls & Knobs . . . . .	10
Wire Pulls . . . . .	11
Key to Codes & Spec Data . . .	12-15



# BERENSON ESSENTIALS

Advantage  
+Plus  
by  
Berenson.

Round knob: 9021-1055-P  
Square knob: 0951-1055-P

Square knob: 0949-1BPN-P  
Round knob: 0913-1BPN-P

Round knob: 0912-10CZ-P  
Square knob: 0963-10CZ-P

Square knob: 0950-1026-P  
Round knob: 0911-106-P

Round knob: 0916-105C-P  
Square knob: 0959-105C-P

Finish code for reference: Matte Black 55    Brushed Nickel BPN    Champagne CZ    Pewter Bronze 26    Satin Chrome SC

192mm 9020-4055-P    192mm 9019-4026-P  
192mm 9018-4BPN-P    192mm 9028-40CZ-P

160mm 9027-40CZ-P    160mm 9017-4055-P  
160mm 9015-4BPN-P    160mm 9016-4026-P

128mm 9012-4BPN-P    128mm 9014-4055-P  
128mm 9013-4026-P    128mm 9026-40CZ-P

96mm 9010-4026-P    96mm 9011-4055-P  
96mm 9009-4BPN-P    96mm 9015-40CZ-P

96mm 9024-4055-P  
96mm 9033-40CZ-P AVAILABLE AT A HIGHER PRICE POINT

96mm 9023-4BNL-P    Brushed Nickel Look BNL  
96mm 9034-4026-P AVAILABLE AT A HIGHER PRICE POINT

Knob 9551-2026-P    Knob 9543-20CZ-P  
Knob 9435-2BPN-P    Knob 9547-2055-P

3 in. 9540-20CZ-P    3 in. 9544-2055-P  
3 in. 9557-2BPN-P    3 in. 9548-2026-P

96mm 9401-2BPN-P    96mm 9545-2055-P  
96mm 9541-20CZ-P    96mm 9549-2026-P

128mm 9546-2055-P    128mm 9542-20CZ-P  
128mm 9402-2BPN-P    128mm 9550-2026-P

160mm 9559-2BPN-P

192mm 9561-2BPN-P

Additional product and details at [www.BerensonHardware.com](http://www.BerensonHardware.com)

# DISPLAY board details



scan the QR code for more info!

The hardware of **Berenson Essentials** is collected on a larger display board that features all lengths and finishes offered in the program.

The convenient to use board has a clean layout that makes it easy for customers to view all available styles and choose the hardware best for their project.

All available items in a length listed on board

128mm 9012-4BPN-P    128mm 9014-4055-P  
128mm 9013-4026-P    128mm 9026-40CZ-P

96mm 9010-4026-P    96mm 9011-4055-P  
96mm 9009-4BPN-P    96mm 9015-40CZ-P

Item numbers in bold are the part featured on board

4 in. **6126-2055-P**  
4 in. 6246-2BPN-P  
4 in. 6140-226-P  
4 in. 6130-25C-P

96mm **6244-2BPN-P**  
96mm 6141-226-P  
96mm 6131-25C-P

## HARDWARE STYLES

- Round Knobs
- Square Knobs & Pulls  
96mm, 128mm, 160mm, 192mm CC
- Arch Pulls  
96mm, 128mm CC
- Rectangle Pulls  
96mm CC
- Edge Pulls  
25.4mm, 56mm, 112mm CC
- T-Bar Pulls & Knobs  
3in., 96mm, 128mm, 160mm, 192mm CC
- Wire Pulls  
3in., 3 1/2in., 96mm, 4in. CC



## SCAN ME!

Find QR codes throughout the catalog and scan for instant access to additional information on collection offerings, program details, and more!

# ROUND knobs



scan the QR code for more details!  
featured in matte black



BRUSHED NICKEL

0913-1BPN-P



CHAMPAGNE

0912-10CZ-P ◀



MATTE BLACK

9021-1055-P ◀



POLISHED CHROME

0911-126-P



SATIN CHROME

0916-10SC-P ◀

# SQUARE knobs



scan the QR code for more details!  
featured in satin chrome



BRUSHED NICKEL

0949-1BPN-P ◀



CHAMPAGNE

0952-10CZ-P



MATTE BLACK

0951-1055-P



POLISHED CHROME

0950-1026-P ◀



SATIN CHROME

0959-10SC-P

# SQUARE pulls



scan the QR code for more details!  
featured in brushed nickel

These pulls feature a flat underside on the handle.



BRUSHED NICKEL

192mm CC 9018-4BPN-P  
160mm CC 9015-4BPN-P  
128mm CC 9012-4BPN-P ◀  
96mm CC 9009-4BPN-P



CHAMPAGNE

192mm CC 9028-40CZ-P  
160mm CC 9027-40CZ-P ◀  
128mm CC 9026-40CZ-P  
96mm CC 9025-40CZ-P



MATTE BLACK

192mm CC 9020-4055-P ◀  
160mm CC 9017-4055-P  
128mm CC 9014-4055-P  
96mm CC 9011-4055-P



POLISHED CHROME

192mm CC 9019-4026-P  
160mm CC 9016-4026-P  
128mm CC 9013-4026-P  
96mm CC 9010-4026-P ◀

# ARCH pulls



scan the QR code for more details!

featured in champagne

These pulls feature a curved underside on the handle.



BRUSHED NICKEL		CHAMPAGNE		MATTE BLACK		POLISHED CHROME	
128mm CC	7921-2BPN-P	128mm CC	7919-20CZ-P ◀	128mm CC	4137-2055-P ◀	128mm CC	4138-2026-P
96mm CC	7920-2BPN-P ◀	96mm CC	7918-20CZ-P	96mm CC	7925-2055-P	96mm CC	7924-2026-P ◀

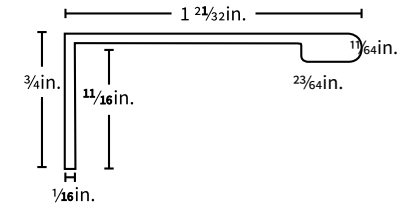
# EDGE pulls



scan the QR code for more details!

featured in brushed nickel look


These pulls feature a flat underside on the handle.



112mm CC  
6in. Overall Length

56mm CC  
3in. Overall Length

25.4mm CC  
1 2 1/2in. Overall Length



BRUSHED NICKEL LOOK		CHAMPAGNE		MATTE BLACK		POLISHED CHROME	
112mm CC	9006-4BNL-P ◀	112mm CC	8999-40CZ-P	112mm CC	9008-4055-P	112mm CC	9007-4026-P
56mm CC	9003-4BNL-P	56mm CC	8998-40CZ-P	56mm CC	9005-4055-P ◀	56mm CC	9004-4026-P
25.4mm CC	9000-4BNL-P	25.4mm CC	8997-40CZ-P ◀	25.4mm CC	9002-4055-P	25.4mm CC	9001-4026-P

# RECTANGLE pulls



scan the QR code for more details!

featured in matte black

These pulls feature a flat underside on the handle.



BRUSHED NICKEL LOOK		CHAMPAGNE		MATTE BLACK		POLISHED CHROME	
96mm CC	9023-4BNL-P ◀	96mm CC	9033-40CZ-P	96mm CC	9024-4055-P ◀	96mm CC	9034-4026-P

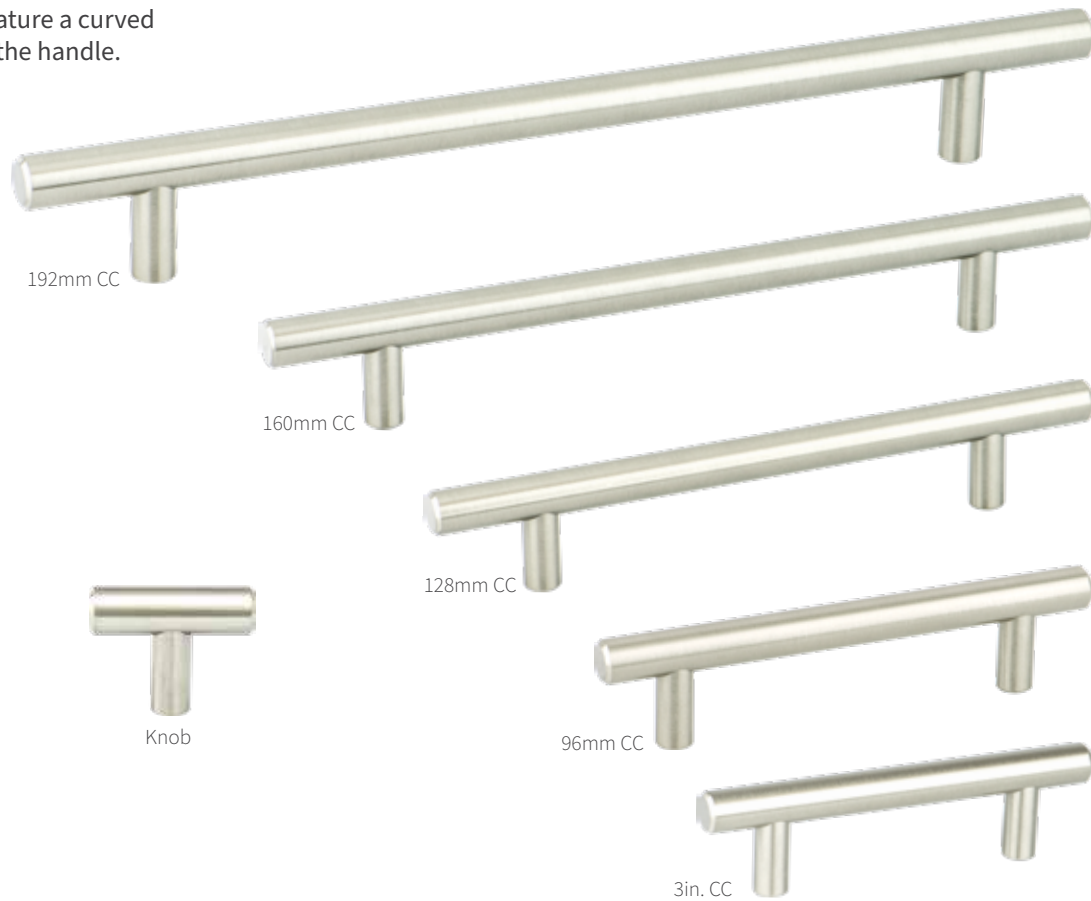
# T-BAR pulls & knobs



scan the QR code for more details!

featured in brushed nickel

These pulls feature a curved underside on the handle.



BRUSHED NICKEL

BLACK

CHAMPAGNE

POLISHED CHROME

BRUSHED NICKEL		BLACK		CHAMPAGNE		POLISHED CHROME	
192mm CC	9561-2BPN-P ◀	* 192mm CC	9522-2055-P	* 192mm CC	9524-20CZ-P	* 192mm CC	9520-2026-P
160mm CC	9559-2BPN-P ◀	* 160mm CC	9521-2055-P	* 160mm CC	9523-20CZ-P	* 160mm CC	9519-2026-P
128mm CC	9402-2BPN-P	128mm CC	9546-2055-P ◀	128mm CC	9542-20CZ-P	128mm CC	9550-2026-P
96mm	9401-2BPN-P ◀	96mm	9545-2055-P	96mm	9541-20CZ-P	96mm	9549-2026-P
3in.	9557-2BPN-P	3in.	9544-2055-P	3in.	9540-20CZ-P ◀	3in.	9548-2026-P
Knob	9435-2BPN-P	Knob	9547-2055-P	Knob	9543-20CZ-P	Knob	9551-2026-P ◀

\* Parts not listed on the Berenson Essentials board, but are available for purchase.

# WIRE pulls



scan the QR code for more details!

featured in matte black, all made of steel

These pulls feature a curved underside on the handle.



BRUSHED NICKEL

MATTE BLACK

POLISHED CHROME

SATIN CHROME

BRUSHED NICKEL		MATTE BLACK		POLISHED CHROME		SATIN CHROME	
4in. CC	6246-2BPN-P	4in. CC	6126-2055-P ◀	4in. CC	6140-226-P	4in. CC	6130-2SC-P
96mm CC	6244-2BPN-P ◀	96mm CC	6127-2055-P	96mm CC	6141-226-P	96mm CC	6131-2SC-P
3 1/2in. CC	6242-2BPN-P	3 1/2in. CC	6128-2055-P	3 1/2in. CC	6142-226-P	3 1/2in. CC	6132-2SC-P ◀
3in. CC	6240-2BPN-P	3in. CC	6129-2055-P	3in. CC	6143-226-P ◀	3in. CC	6133-2SC-P

Satin Chrome wire pulls conform to ANSI/BHMA A156.9-2001

# KEY to codes & SPEC data



## PRICE CODE BREAKDOWN

Scan the QR Code for access to Berenson's pricing information.

## PART NUMBER BREAKDOWN

Parts Are Identified As Follows:

**ITEM #:** Four-digit item code  
(followed by a dash)

**MATERIAL:** One-digit primary material code

**FINISH:** Two-digit code or a character code (two or three letters) to distinguish the finish (followed by a dash)

**PACKAGING:** One-letter packaging code



**EXAMPLE**

Part Number:  
**0912-10CZ-P**

ITEM #	MATERIAL	FINISH	PACKAGING
--------	----------	--------	-----------

*Description of Above Example:  
Zinc Diecast, Champagne,  
Polybagged w/Mounting Hardware*

## KEY TO MATERIAL CODES

- 1 Zinc Diecast (Zamac)
- 2 Steel
- 4 Aluminum

## KEY TO FINISH CODES

- |                                |                               |
|--------------------------------|-------------------------------|
| <b>BPN</b> Brushed Nickel      | <b>55</b> Black / Matte Black |
| <b>BNL</b> Brushed Nickel Look | <b>26</b> Polished Chrome     |
| <b>CZ</b> Champagne            | <b>SC</b> Satin Chrome        |

## KEY TO PACKAGING CODES

**P** Item is individually polybagged with 8-32 x 1in. screws or other mounting hardware.

**\*Most parts come with 8-32 x 1in. machine screws**

Part No.	Product Type	Finish	Material	CC	Length	Width	Height/Projection	Hand Clearance	Diameter	Base	Tap/ Screws(Qty)	Page No.
0911-126-P	Round Knob	Polished Chrome	Zinc	-	-	-	1 1/4in.	3/8in.	1 1/8in.	3/8in.	8-32 x 1in. (1)	6
0912-10CZ-P ◀	Round Knob	Champagne	Zinc	-	-	-	1 1/4in.	3/8in.	1 1/8in.	3/8in.	8-32 x 1in. (1)	6
0913-1BPN-P	Round Knob	Brushed Nickel	Zinc	-	-	-	1 1/4in.	3/8in.	1 1/8in.	3/8in.	8-32 x 1in. (1)	6
0916-10SC-P ◀	Round Knob	Satin Chrome	Zinc	-	-	-	1 1/4in.	3/8in.	1 1/8in.	3/8in.	8-32 x 1in. (1)	6
0949-1BPN-P ◀	Square Knob	Brushed Nickel	Zinc	-	1 1/8in.	1 1/8in.	1 5/16in.	2 3/32in.	-	7/16in.	8-32 x 1in. (1)	6
0950-1026-P ◀	Square Knob	Polished Chrome	Zinc	-	1 1/8in.	1 1/8in.	1 5/16in.	2 3/32in.	-	7/16in.	8-32 x 1in. (1)	6

Part No.	Product Type	Finish	Material	CC	Length	Width	Height/Projection	Hand Clearance	Diameter	Base	Tap/ Screws(Qty)	Page No.
0951-1055-P	Square Knob	Matte Black	Zinc	-	1 1/8in.	1 1/8in.	1 5/16in.	2 3/32in.	-	7/16in.	8-32 x 1in. (1)	6
0952-10CZ-P	Square Knob	Champagne	Zinc	-	1 1/8in.	1 1/8in.	1 5/16in.	2 3/32in.	-	7/16in.	8-32 x 1in. (1)	6
0959-10SC-P	Square Knob	Satin Chrome	Zinc	-	1 1/8in.	1 1/8in.	1 5/16in.	2 3/32in.	-	7/16in.	8-32 x 1in. (1)	6
4137-2055-P ◀	Arch Pull	Matte Black	Steel	128mm	6in.	3/8in.	1 3/4in.	5 1/4in.	-	3/8in.	8-32 x 1in. (2)	8
4138-2026-P	Arch Pull	Polished Chrome	Steel	128mm	6in.	3/8in.	1 3/4in.	5 1/4in.	-	3/8in.	8-32 x 1in. (2)	8
6126-2055-P ◀	Wire Pull	Matte Black	Steel	4in.	4 5/8in.	5/16in.	1 1/4in.	1 5/8in.	-	5/16in.	8-32 x 1in. (2)	11
6127-2055-P	Wire Pull	Matte Black	Steel	96mm	4 1/8in.	5/16in.	1 1/4in.	1 5/8in.	-	5/16in.	8-32 x 1in. (2)	11
6128-2055-P	Wire Pull	Matte Black	Steel	3 1/2in.	3 13/16in.	5/16in.	1 1/4in.	1 5/8in.	-	5/16in.	8-32 x 1in. (2)	11
6129-2055-P	Wire Pull	Matte Black	Steel	3in.	3 5/8in.	5/16in.	1 1/4in.	1 5/8in.	-	5/16in.	8-32 x 1in. (2)	11
6130-2SC-P	Wire Pull	Satin Chrome	Steel	4in.	4 5/8in.	5/16in.	1 1/4in.	1 5/8in.	-	5/16in.	8-32 x 1in. (2)	11
6131-2SC-P	Wire Pull	Satin Chrome	Steel	96mm	4 1/8in.	5/16in.	1 1/4in.	1 5/8in.	-	5/16in.	8-32 x 1in. (2)	11
6132-2SC-P ◀	Wire Pull	Satin Chrome	Steel	3 1/2in.	3 13/16in.	5/16in.	1 1/4in.	1 5/8in.	-	5/16in.	8-32 x 1in. (2)	11
6133-2SC-P	Wire Pull	Satin Chrome	Steel	3in.	3 5/8in.	5/16in.	1 1/4in.	1 5/8in.	-	5/16in.	8-32 x 1in. (2)	11
6140-226-P	Wire Pull	Polished Chrome	Steel	4in.	4 5/8in.	5/16in.	1 1/4in.	1 5/8in.	-	5/16in.	8-32 x 1in. (2)	11
6141-226-P	Wire Pull	Polished Chrome	Steel	96mm	4 1/8in.	5/16in.	1 1/4in.	1 5/8in.	-	5/16in.	8-32 x 1in. (2)	11
6142-226-P	Wire Pull	Polished Chrome	Steel	3 1/2in.	3 13/16in.	5/16in.	1 1/4in.	1 5/8in.	-	5/16in.	8-32 x 1in. (2)	11
6143-226-P ◀	Wire Pull	Polished Chrome	Steel	3in.	3 5/8in.	5/16in.	1 1/4in.	1 5/8in.	-	5/16in.	8-32 x 1in. (2)	11
6240-2BPN-P	Wire Pull	Brushed Nickel	Steel	3in.	3 5/8in.	5/16in.	1 1/4in.	1 5/8in.	-	5/16in.	8-32 x 1in. (2)	11
6242-2BPN-P	Wire Pull	Brushed Nickel	Steel	3 1/2in.	3 13/16in.	5/16in.	1 1/4in.	1 5/8in.	-	5/16in.	8-32 x 1in. (2)	11
6244-2BPN-P ◀	Wire Pull	Brushed Nickel	Steel	96mm	4 1/8in.	5/16in.	1 1/4in.	1 5/8in.	-	5/16in.	8-32 x 1in. (2)	11
6246-2BPN-P	Wire Pull	Brushed Nickel	Steel	4in.	4 5/8in.	5/16in.	1 1/4in.	1 5/8in.	-	5/16in.	8-32 x 1in. (2)	11
7918-20CZ-P	Arch Pull	Champagne	Steel	96mm	4 1/2in.	3/8in.	1 1/8in.	1 3/8in.	-	3/8in.	8-32 x 1in. (2)	8
7919-20CZ-P ◀	Arch Pull	Champagne	Steel	128mm	6in.	3/8in.	1 3/4in.	5 1/4in.	-	3/8in.	8-32 x 1in. (2)	8
7920-2BPN-P ◀	Arch Pull	Brushed Nickel	Steel	96mm	4 1/2in.	3/8in.	1 1/8in.	1 3/8in.	-	3/8in.	8-32 x 1in. (2)	8
7921-2BPN-P	Arch Pull	Brushed Nickel	Steel	128mm	6in.	3/8in.	1 3/4in.	5 1/4in.	-	3/8in.	8-32 x 1in. (2)	8
7924-2026-P ◀	Arch Pull	Polished Chrome	Steel	96mm	4 1/2in.	3/8in.	1 1/8in.	1 3/8in.	-	3/8in.	8-32 x 1in. (2)	8
7925-2055-P	Arch Pull	Matte Black	Steel	96mm	4 1/2in.	3/8in.	1 1/8in.	1 3/8in.	-	3/8in.	8-32 x 1in. (2)	8
8997-40CZ-P ◀	Edge Pull	Champagne	Aluminum	25.4mm	1 25/32in.	3/4in.	1 2 1/32in.	-	-	3/4in.	3/8in. Wood Screw (2)	9

Part No.	Product Type	Finish	Material	CC	Length	Width	Height/ Projection	Hand Clearance	Diameter	Base	Tap/ Screws(Qty)	Page No.
8998-40CZ-P	Edge Pull	Champagne	Aluminum	56mm	3in.	¾in.	1 2½in.	-	-	¾in.	3/8in. Wood Screw (2)	9
8999-40CZ-P	Edge Pull	Champagne	Aluminum	112mm	6in.	¾in.	1 2½in.	-	-	¾in.	3/8in. Wood Screw (2)	9
9000-4BNL-P	Edge Pull	Brushed Nickel Look	Aluminum	25.4mm	1 2½in.	¾in.	1 2½in.	-	-	¾in.	3/8in. Wood Screw (2)	9
9001-4026-P	Edge Pull	Polished Chrome	Aluminum	25.4mm	1 2½in.	¾in.	1 2½in.	-	-	¾in.	3/8in. Wood Screw (2)	9
9002-4055-P	Edge Pull	Matte Black	Aluminum	25.4mm	1 2½in.	¾in.	1 2½in.	-	-	¾in.	3/8in. Wood Screw (2)	9
9003-4BNL-P	Edge Pull	Brushed Nickel Look	Aluminum	56mm	3in.	¾in.	1 2½in.	-	-	¾in.	3/8in. Wood Screw (2)	9
9004-4026-P	Edge Pull	Polished Chrome	Aluminum	56mm	3in.	¾in.	1 2½in.	-	-	¾in.	3/8in. Wood Screw (2)	9
9005-4055-P ◀	Edge Pull	Matte Black	Aluminum	56mm	3in.	¾in.	1 2½in.	-	-	¾in.	3/8in. Wood Screw (2)	9
9006-4BNL-P◀	Edge Pull	Brushed Nickel Look	Aluminum	112mm	6in.	¾in.	1 2½in.	-	-	¾in.	3/8in. Wood Screw (2)	9
9007-4026-P	Edge Pull	Polished Chrome	Aluminum	112mm	6in.	¾in.	1 2½in.	-	-	¾in.	3/8in. Wood Screw (2)	9
9008-4055-P	Edge Pull	Matte Black	Aluminum	112mm	6in.	¾in.	1 2½in.	-	-	¾in.	3/8in. Wood Screw (2)	9
9009-4BPN-P	Square Pull	Brushed Nickel	Aluminum	96mm	4 ¾in.	1¾in.	1 ¾in.	5¼in.	-	1¾in.	8-32 x 1in. (2)	7
9010-4026-P ◀	Square Pull	Polished Chrome	Aluminum	96mm	4 ¾in.	1¾in.	1 ¾in.	5¼in.	-	1¾in.	8-32 x 1in. (2)	7
9011-4055-P	Square Pull	Matte Black	Aluminum	96mm	4 ¾in.	1¾in.	1 ¾in.	5¼in.	-	1¾in.	8-32 x 1in. (2)	7
9012-4BPN-P◀	Square Pull	Brushed Nickel	Aluminum	128mm	5 7⁄16in.	1¾in.	1 ¾in.	5¼in.	-	1¾in.	8-32 x 1in. (2)	7
9013-4026-P	Square Pull	Polished Chrome	Aluminum	128mm	5 7⁄16in.	1¾in.	1 ¾in.	5¼in.	-	1¾in.	8-32 x 1in. (2)	7
9014-4055-P	Square Pull	Matte Black	Aluminum	128mm	5 7⁄16in.	1¾in.	1 ¾in.	5¼in.	-	1¾in.	8-32 x 1in. (2)	7
9015-4BPN-P	Square Pull	Brushed Nickel	Aluminum	160mm	6 2³⁄32in.	1¾in.	1 ¾in.	5¼in.	-	1¾in.	8-32 x 1in. (2)	7
9016-4026-P	Square Pull	Polished Chrome	Aluminum	160mm	6 2³⁄32in.	1¾in.	1 ¾in.	5¼in.	-	1¾in.	8-32 x 1in. (2)	7
9017-4055-P	Square Pull	Matte Black	Aluminum	160mm	6 2³⁄32in.	1¾in.	1 ¾in.	5¼in.	-	1¾in.	8-32 x 1in. (2)	7
9018-4BPN-P	Square Pull	Brushed Nickel	Aluminum	192mm	8in.	1¾in.	1 ½in.	7⁄8in.	-	1¾in.	8-32 x 1in. (2)	7
9019-4026-P	Square Pull	Polished Chrome	Aluminum	192mm	8in.	1¾in.	1 ½in.	7⁄8in.	-	1¾in.	8-32 x 1in. (2)	7
9020-4055-P ◀	Square Pull	Matte Black	Aluminum	192mm	8in.	1¾in.	1 ½in.	7⁄8in.	-	1¾in.	8-32 x 1in. (2)	7
9021-1055-P ◀	Round Knob	Matte Black	Zinc	-	-	-	1 ½in.	9⁄16in.	1 ½in.	5⁄8in.	8-32 x 1in. (1)	6
9023-4BNL-P◀	Rectangle Pull	Brushed Nickel Look	Aluminum	96mm	6 9⁄16in.	¼in.	1 ½in.	5¼in.	-	1 ½in.	8-32 x 1in. (2)	8
9024-4055-P ◀	Rectangle Pull	Matte Black	Aluminum	96mm	6 9⁄16in.	¼in.	1 ½in.	5¼in.	-	1 ½in.	8-32 x 1in. (2)	8
9025-40CZ-P	Square Pull	Champagne	Aluminum	96mm	4 ¾in.	1¾in.	1 ¾in.	5¼in.	-	1¾in.	8-32 x 1in. (2)	7
9026-40CZ-P	Square Pull	Champagne	Aluminum	128mm	5 7⁄16in.	1¾in.	1 ¾in.	5¼in.	-	1¾in.	8-32 x 1in. (2)	7

Part No.	Product Type	Finish	Material	CC	Length	Width	Height/ Projection	Hand Clearance	Diameter	Base	Tap/ Screws(Qty)	Page No.
9027-40CZ-P ◀	Square Pull	Champagne	Aluminum	160mm	6 2³⁄32in.	1¾in.	1 ¾in.	5¼in.	-	1¾in.	8-32 x 1in. (2)	7
9028-40CZ-P	Square Pull	Champagne	Aluminum	192mm	8in.	1¾in.	1 ½in.	7⁄8in.	-	1¾in.	8-32 x 1in. (2)	7
9033-40CZ-P	Rectangle Pull	Champagne	Aluminum	96mm	6 9⁄16in.	¼in.	1 ½in.	5¼in.	-	1 ½in.	8-32 x 1in. (2)	8
9034-4026-P	Rectangle Pull	Polished Chrome	Aluminum	96mm	6 9⁄16in.	¼in.	1 ½in.	5¼in.	-	1 ½in.	8-32 x 1in. (2)	8
9401-2BPN-P◀	T-Bar Pull	Brushed Nickel	Steel	96mm	5 ¾in.	½in.	1 ¼in.	25⁄32in.	-	¾in.	8-32 x 1in. (2)	10
9402-2BPN-P	T-Bar Pull	Brushed Nickel	Steel	128mm	7 ¾in.	½in.	1 ¼in.	25⁄32in.	-	¾in.	8-32 x 1in. (2)	10
9435-2BPN-P	T-Bar Knob	Brushed Nickel	Steel	-	1 9⁄16in.	7⁄16in.	1 ¼in.	25⁄32in.	-	¾in.	8-32 x 1in. (1)	10
9519-2026-P	T-Bar Pull	Polished Chrome	Steel	160mm	8 11⁄16in.	½in.	1 ¼in.	25⁄32in.	-	¾in.	8-32 x 1in. (2)	10
9520-2026-P	T-Bar Pull	Polished Chrome	Steel	192mm	9 15⁄16in.	½in.	1 ¼in.	25⁄32in.	-	¾in.	8-32 x 1in. (2)	10
9521-2055-P	T-Bar Pull	Black	Steel	160mm	8 11⁄16in.	½in.	1 ¼in.	25⁄32in.	-	¾in.	8-32 x 1in. (2)	10
9522-2055-P	T-Bar Pull	Black	Steel	192mm	9 15⁄16in.	½in.	1 ¼in.	25⁄32in.	-	¾in.	8-32 x 1in. (2)	10
9523-20CZ-P	T-Bar Pull	Champagne	Steel	160mm	8 11⁄16in.	½in.	1 ¼in.	25⁄32in.	-	¾in.	8-32 x 1in. (2)	10
9524-20CZ-P	T-Bar Pull	Champagne	Steel	192mm	9 15⁄16in.	½in.	1 ¼in.	25⁄32in.	-	¾in.	8-32 x 1in. (2)	10
9540-20CZ-P ◀	T-Bar Pull	Champagne	Steel	3in.	4 9⁄16in.	½in.	1 ¼in.	25⁄32in.	-	¾in.	8-32 x 1in. (2)	10
9541-20CZ-P	T-Bar Pull	Champagne	Steel	96mm	5 ¾in.	½in.	1 ¼in.	25⁄32in.	-	¾in.	8-32 x 1in. (2)	10
9542-20CZ-P	T-Bar Pull	Champagne	Steel	128mm	7 ¾in.	½in.	1 ¼in.	25⁄32in.	-	¾in.	8-32 x 1in. (2)	10
9543-20CZ-P	T-Bar Knob	Champagne	Steel	-	1 9⁄16in.	7⁄16in.	1 ¼in.	25⁄32in.	-	¾in.	8-32 x 1in. (1)	10
9544-2055-P	T-Bar Pull	Black	Steel	3in.	4 9⁄16in.	½in.	1 ¼in.	25⁄32in.	-	¾in.	8-32 x 1in. (2)	10
9545-2055-P	T-Bar Pull	Black	Steel	96mm	5 ¾in.	½in.	1 ¼in.	25⁄32in.	-	¾in.	8-32 x 1in. (2)	10
9546-2055-P ◀	T-Bar Pull	Black	Steel	128mm	7 ¾in.	½in.	1 ¼in.	25⁄32in.	-	¾in.	8-32 x 1in. (2)	10
9547-2055-P	T-Bar Knob	Black	Steel	-	1 9⁄16in.	7⁄16in.	1 ¼in.	25⁄32in.	-	¾in.	8-32 x 1in. (1)	10
9548-2026-P	T-Bar Pull	Polished Chrome	Steel	3in.	4 9⁄16in.	½in.	1 ¼in.	25⁄32in.	-	¾in.	8-32 x 1in. (2)	10
9549-2026-P	T-Bar Pull	Polished Chrome	Steel	96mm	5 ¾in.	½in.	1 ¼in.	25⁄32in.	-	¾in.	8-32 x 1in. (2)	10
9550-2026-P	T-Bar Pull	Polished Chrome	Steel	128mm	7 ¾in.	½in.	1 ¼in.	25⁄32in.	-	¾in.	8-32 x 1in. (2)	10
9551-2026-P ◀	T-Bar Knob	Polished Chrome	Steel	-	1 9⁄16in.	7⁄16in.	1 ¼in.	25⁄32in.	-	¾in.	8-32 x 1in. (1)	10
9557-2BPN-P	T-Bar Pull	Brushed Nickel	Steel	3in.	4 9⁄16in.	½in.	1 ¼in.	25⁄32in.	-	¾in.	8-32 x 1in. (2)	10
9559-2BPN-P◀	T-Bar Pull	Brushed Nickel	Steel	160mm	8 11⁄16in.	½in.	1 ¼in.	25⁄32in.	-	¾in.	8-32 x 1in. (2)	10
9561-2BPN-P◀	T-Bar Pull	Brushed Nickel	Steel	192mm	9 15⁄16in.	½in.	1 ¼in.	25⁄32in.	-	¾in.	8-32 x 1in. (2)	10



# Advantage +Plus by Berenson.

2495 Main Street, Suite 111 Buffalo, NY 14214-2152  
Phone: 800.333.0578 | Fax: 716.833.2402  
Email: [Info@BerensonHardware.com](mailto:Info@BerensonHardware.com)  
[www.BerensonHardware.com](http://www.BerensonHardware.com)

© 2023 Berenson Corp

23.02  
0173-MARK-01

FOLLOW US ON SOCIAL MEDIA!



Scan the QR code for easy access to our social media pages.

